



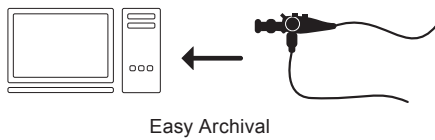
**Image Management
& Reporting Solution
for all Scopy Equipment**

Ashva is constantly working only on one product-the solution. Our business and product development teams work in tandem keeping in mind this philosophy to create a difference. This approach ensures that every product is developed with accuracy, efficiency and keeping the end-users in mind.

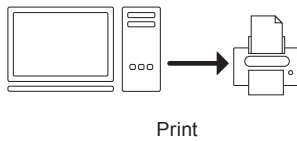
We provide world-class enterprise solutions for medical imaging industry that effectively integrate clinical and non-clinical workflows with business intelligence tools.

Picture a world where everything fits in seamlessly. Software that is tailor-made to meet your specific requirements; helping you capture cine loops and images, patient-wise archival, edit cine loops and images, prepare reports and search for relevant data – without you batting an eyelid!

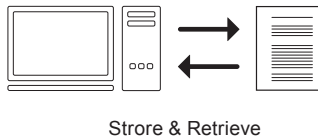
But this is just the tip of the iceberg. Imagine all the things that you expect from your Image Management System for all your Scopy requirements. That's Focus for you.



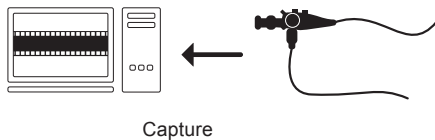
Effortless archival through storage on PC as against video tapes



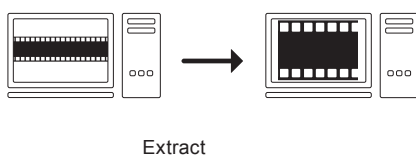
Print reports along with reference images on standard Windows based printers



Patient wise storage of study data for easy retrieval at a later date



Capture cine loops with automatic compression to save on storage space



Extract desired single frame images from cine loops



IMAGING

- Acquisition
- Capture single frames and sequences from non-DICOM machines through frame grabber cards.
- Presets for image capture settings.
- Print trigger / Footswitch integration for image capture.
- Direct transfer of images from DICOM machines.



VIEWING & POST PROCESSING

Single Frame Images

- Set foot notes for images.
- Standard image processing tools and annotation tools.
- Tag key images.

Cine Loops

- Play sequences in continuous/ frame by frame mode.
- Edit sequences with multiple playback speed options.
- View in full screen mode.
- Extract single frames from sequences.
- Rotate, flip sequences.
- Export sequences with MPEG compression.




The Picture is Perfect with Focus

PATIENT INFORMATION



- Patient details – name, gender, age, ID No., alternate ID, etc.
- Direct Patient information and study information through DICOM.
- Patient search based on name, gender and ID, referral physician and study type
- Contact Information – address, phone numbers, etc.



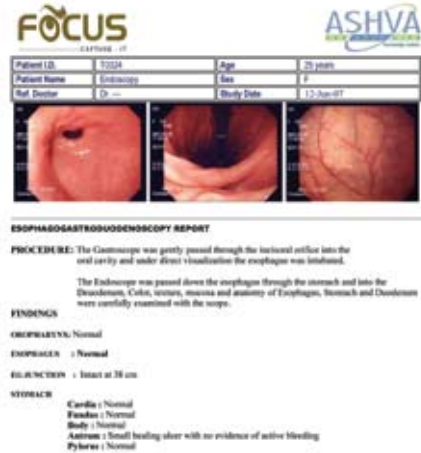
STUDY MANAGER

- Gender based study listing.
- Multiple study selection.
- Study description / notes.
- Referral doctor information.



REPORTING

- User-defined customizable report templates.
- Multiple report templates for each study.
- Drag and drop images for reporting.
- Insert important reference images in text layout.
- Customizable predefined center and patient details as report header.



DISTRIBUTION

- Multiple print formats (with / without images).
- Printing on pre-printed stationery (letterheads).
- Windows printing of images and reports.
- E-mail reports.
- Distribute reports, images and cine loops on CD's
- Export images to PowerPoint for presentations.
- Export images to local folders in other formats (JPEG, BMP, PNG).
- Ink-save mode for printing



QUERIES

- Key images – by study type, description, comments.
- Based on key notes.
- Based on study date.
- Referral doctor query.
- Study type.
- Gender based query.







CORPORATE OFFICE

ASHVA TECHNOLOGIES PVT. LTD.

#15, ARK Colony,
'Urmilla House', - 1st Floor,
Eldams Road, Alwarpet, Chennai -
600 018. India.

Tel : 91 - 44 - 4208 8867 / 76,
Fax : 91- 44 - 42088897

ASHVA TECHNOLOGIES LTD.

505 Hwy 169 N,
Waterford Park, Suite 300,
Plymouth, MN 55441, U.S.A
Tel: 763 746 9223

Fax: 763 746 9224

Email: marketing@ashvatech.com

ASHVA TECHNOLOGIES.

Sdn. Bhd. (742382-M)
No. 104 A, Jalan SS 24/2,
Taman Megah, 47301 Petaling Jaya,
Selangor Darul Ehsan, Malaysia.
H/P: (6017) 2340805

www.ashva.com